

# Water and heat stress through the crop cycle

John Foulkes

WGIN Stakeholders Meeting  
Rothamsted Research 17 November  
2010



The University of  
**Nottingham**



JOHN INNES CENTRE



# Drivers for increasing drought tolerance and WUE

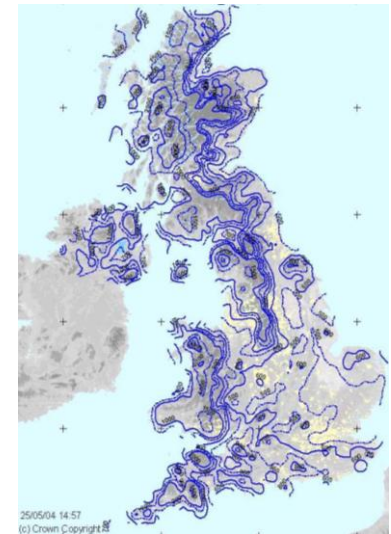
- 30% of UK wheat on drought-prone land, losses are 1-2 t ha<sup>-1</sup> = >£50M per year.
- With climate change summer rainfall will decrease, potentially increasing these losses.
- Improving WUE will decrease crop water use in non-drought years, increasing water for:
  - use in irrigating other crops
  - increasing water flows in rivers and aquifer recharge.

# Impact of drought on UK wheat yields

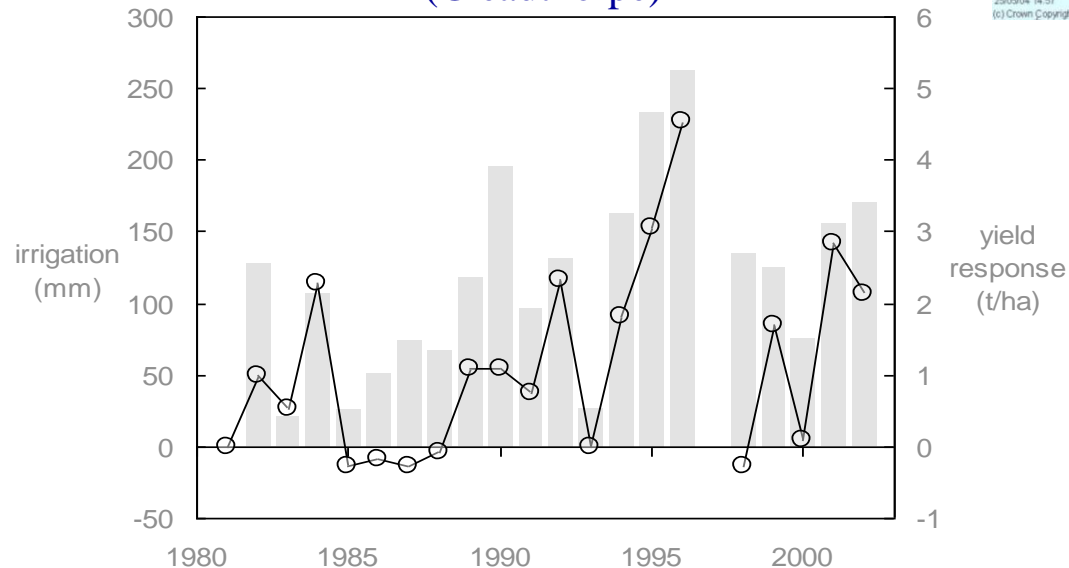
## Distribution of available water to 1.2 m in UK wheat

Soil AWC mm	%
126-150	12
151-175	26
176-200	13
201-225	39
226-250	9

## Rainfall contour map



Yield response to irrigation on light soil (Gleadthorpe)



**Gleadthorpe Notts**  
**AWC = 140 mm**

# How will UK weather change?

- **Summer rainfall to decrease by 11- 27% by 2080s; decrease 40% in S. England, less change in N. Scotland.**
- **Average summer temp. to rise by 3-4°C by 2080s; changes greatest in S. England (2.2-6.8°C) and least in N. Scotland (1.2-4.1°C).**
- **Sea levels are expected to rise by 36 cm by the 2080s.**
- **Extreme weather events are likely to become more common.**



# Traits associated with main drivers of yield under drought

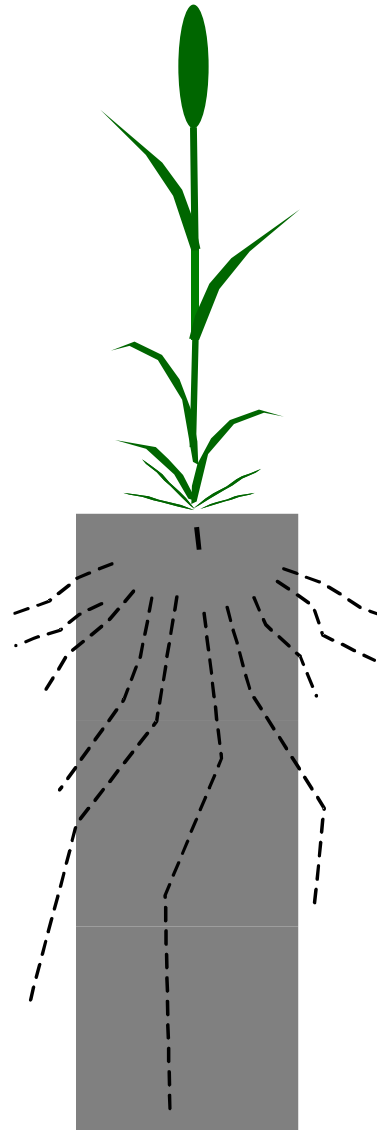
$$\text{Yld} = \text{WU} \times \text{WUE} \times \text{HI}$$

## OPTIMIZE WUE

- WUE of leaf photosynthesis
- Low  $^{13}/^{12}\text{C}$  discrimination

## MAXIMIZE HARVEST INDEX

- Pre-anthesis partitioning to stem CHO reserves
- Functional stay green



## MAXIMIZE WATER CAPTURE

- Increase root density at depth
- Distribute roots deeper
- Access to water by roots indicated by cooler canopy

## EARLINESS

- Extend stem elongation phase
- Early onset GS31





**Controlled irrigation trials at Gleadthorpe and Sutton  
Bonington, Nottinghamshire, UK**





# Parental characterisation

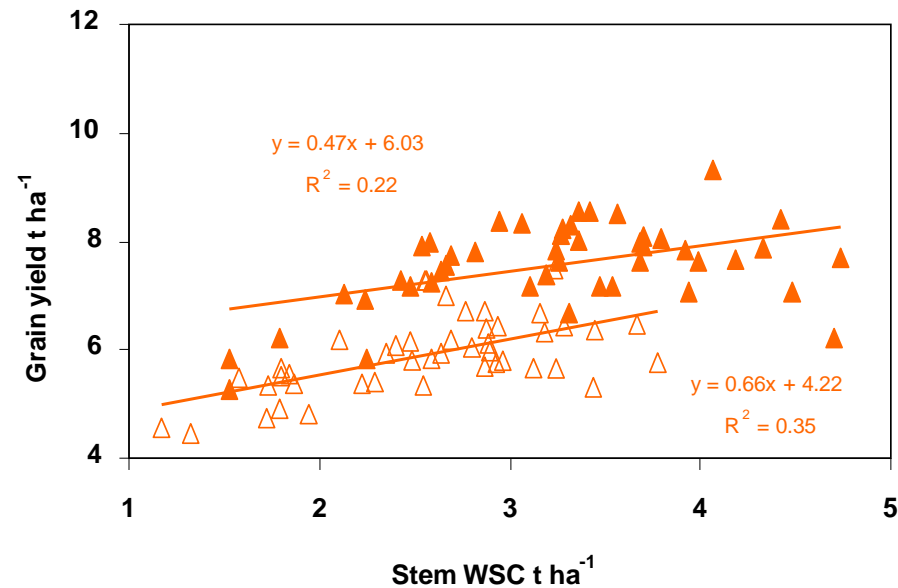
## Beaver x Soissons DHs (58 lines)

Trait	Parental expression	
	Beaver	Soissons
WUE ( $^{12/13}\text{C}$ discrim. ‰)	18.5	17.5
Stem CHO reserves $\text{g m}^{-2}$	345	328
Stay-green	—	+
Rht genes	Rht2	Rht1
Awn 5A allele	Unawned	Awned
Ppd gene	ppd-D1	Ppd-D1

Beaver x Soissons DHs  
(58 lines)



# Stem water soluble CHO vs drought performance in Beaver x Soissons DH pop



Gleadthorpe Mean 2000/1 and 2001/2



→ *Larger stem sol. CHO confers yield improvement under irrigation and under drought (not a drought-resistance trait per se)*

Foulkes et al. 2007 FCR

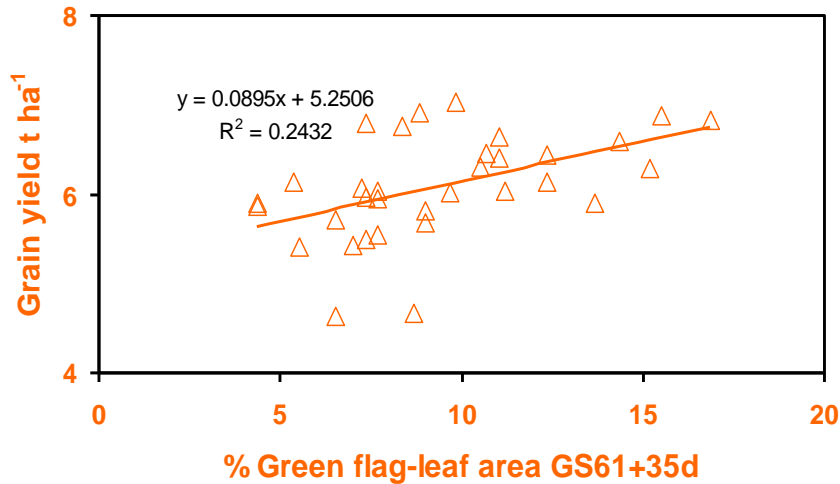




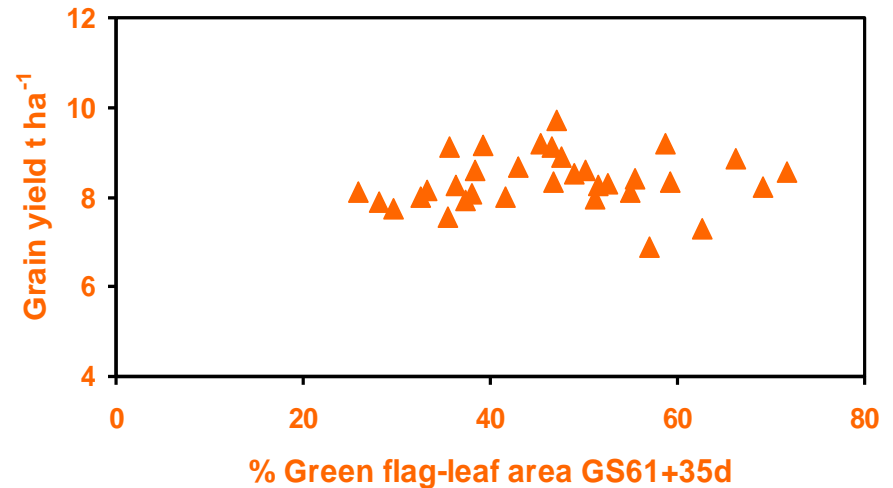
# Relationship between stay green and drought performance

Beaver x Soissons DH population

Unirrigated



Irrigated



→ *Delayed senescence confers yield improvement under drought and no disadvantage under irrigation*

Beaver x Soissons DH pop, contrasting for stay green



Gleadthorpe Mean 2000/1 and 2001/2

*Verma et al. 2004 Euphytica; Foulkes et al. 2007 FCR*

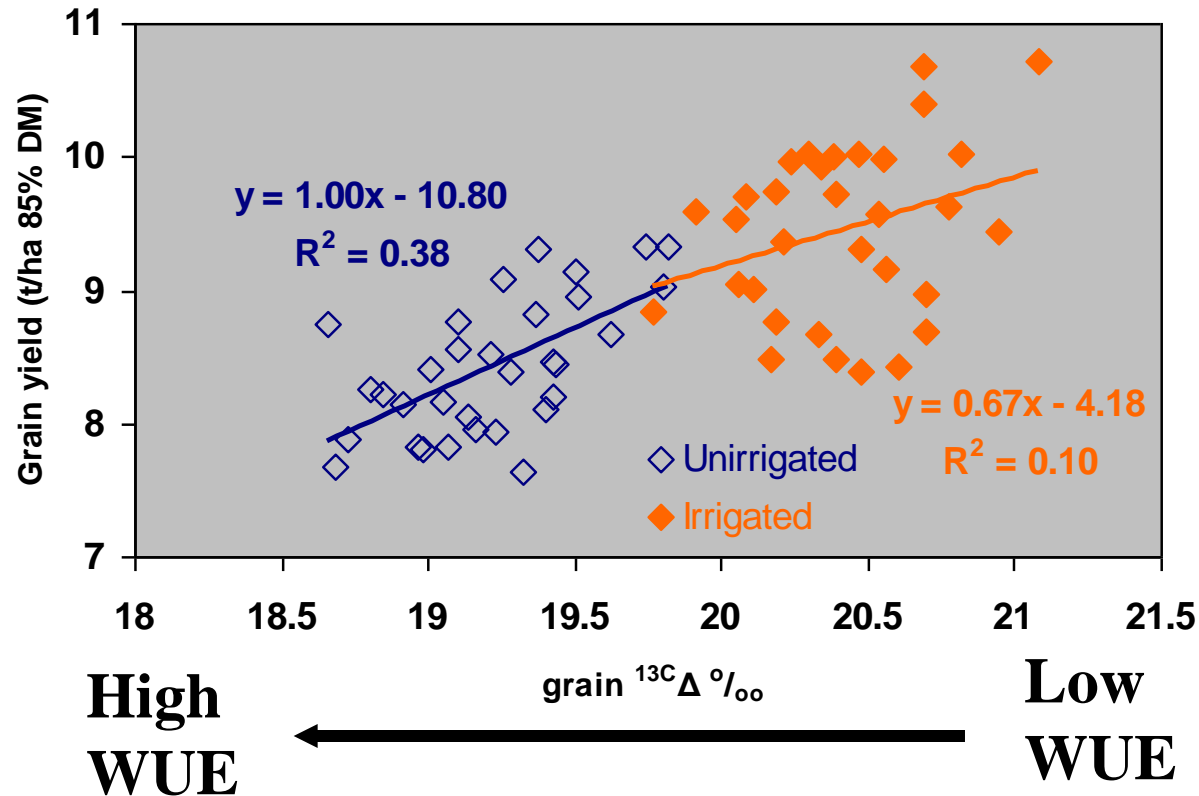
# Water use efficiency: definition and measurement

- **Water-use efficiency (WUE) is the ratio of above-ground dry matter production to evapotranspiration.**
- **$^{12}\text{C}/^{13}\text{C}$  isotope ratio of fixed  $\text{CO}_2$  can be used as an indicator of WUE**
- **Low discrimination against  $^{13}\text{CO}_2 \rightarrow$  high WUE**

Beaver x Soissons DH population

Gleadthorpe Mean 2000/1 and 2001/2

# WUE vs grain yield: Beaver x Soissons DH population



→ grain  $^{13}\text{C}\Delta$  positively associated with yield under drought – indicator of ability to access water  
→ trade-off between WUE and season-long water use

Mean GL 2002-3 and SB 2004-5  
Kumar et al. J Agric Sci 2010



# Effects of major breeding changes on grain $^{13}\Delta$ ‰ (WUE)

## Irrigated :

- |             |                   |
|-------------|-------------------|
| - - awns    | no change         |
| - + Rht2    | + 0.09* (WUE ↓)   |
| - + 1BL.1RS | + 0.31 ** (WUE ↓) |

## Unirrigated :

- |             |                   |
|-------------|-------------------|
| - - awns    | no change         |
| - + Rht2    | + 0.22 * (WUE ↓)  |
| - + 1BL.1RS | + 0.30 ** (WUE ↓) |

→ modern UK wheat cultivars may have lower WUE during grain filling than their predecessors, and therefore may require more water to fulfil their yield potential.

Beaver x Soissons DH population

Gleadthorpe Mean 2000/1 and 2001/2



# Traits summary

Estimated value of traits to avoid or minimise effects of drought in UK

Variety character	How it might work	Value
High $^{13}\text{C}$ $\Delta$ grain	Captures extra water	High
Flag leaf 'stay-green'	Extends grain filling during late drought	High
Low canopy $\text{T}^\circ\text{C}$ / deep roots	Captures extra water	High
High stem sugars	Buffers effects of post-flowering drought on grain filling.	Slight
Early flowering	Advances grain filling before the drought risk period.	Neutral
Awns	Use less water per unit growth.	Slight

# Traits for adaptation to heat stress

- **Heat stress around flowering predicted to increase with climate change**
  - **> 31°C reduce grain number (Ferris et al. 1998 Ann Bot)**
  - **> 27°C reduce grain size (Wheeler et al. 1996 J Exp Bot)**
- **Warmer conditions could result in wheat flowering 3 weeks earlier by 2055 helping to avoid drought (Semenov et al. 2010 Nat. Prec.)**
- **Therefore increasing interest in development of wheat varieties which are tolerant to high temperature**

# Traits for adaptation to heat stress

- **Many drought-adaptive traits also useful under heat stress:**
  - **Canopy T°C ~ evaporative cooling**
  - **Stay-green ~ photosynthesis/chlorosis**
  - **Leaf glaucousness ~ reduce heat load**
  - **Awns ~ maintain photosynthesis**
- **Some traits specific to heat tolerance**
  - **Membrane thermostability ~ maintain membrane integrity/reduce ion leakage from cell**
  - **Flowering window ~ reduce spikelet sterility**
  - **Starch synthase activity ~ reduce inhibition of SS**

## Activity 9, Drought tolerance (2009-14)

- Obj 1. Identify traits for WUE and drought tolerance (DT) in elite winter wheat varieties. (*Yrs 1-2*)**
- Obj 2. Identify QTLs for WUE and DT traits using one DH pop in an elite background. (*Yrs 2-3*)**
- Obj 3. Develop one new DH pop for drought research. (*Yrs 2-4*)**
- Obj 4. Identify novel genes and alleles for WUE and DT using the AE Watkins and Gediflux collections. (*Yrs 2-4*)**
- Obj 5. Collate a diverse germplasm (cvs, advanced lines) for future association genetics studies. (*Yrs 4 -5*)**





# WGIN 2 (9.1, Trait identification)

2009-10 and 2011-12 expts

18 elite cultivars phenotyped for yield and physiological traits

~ Nottingham - irrigated (trickle irrigation) and unirrigated

---

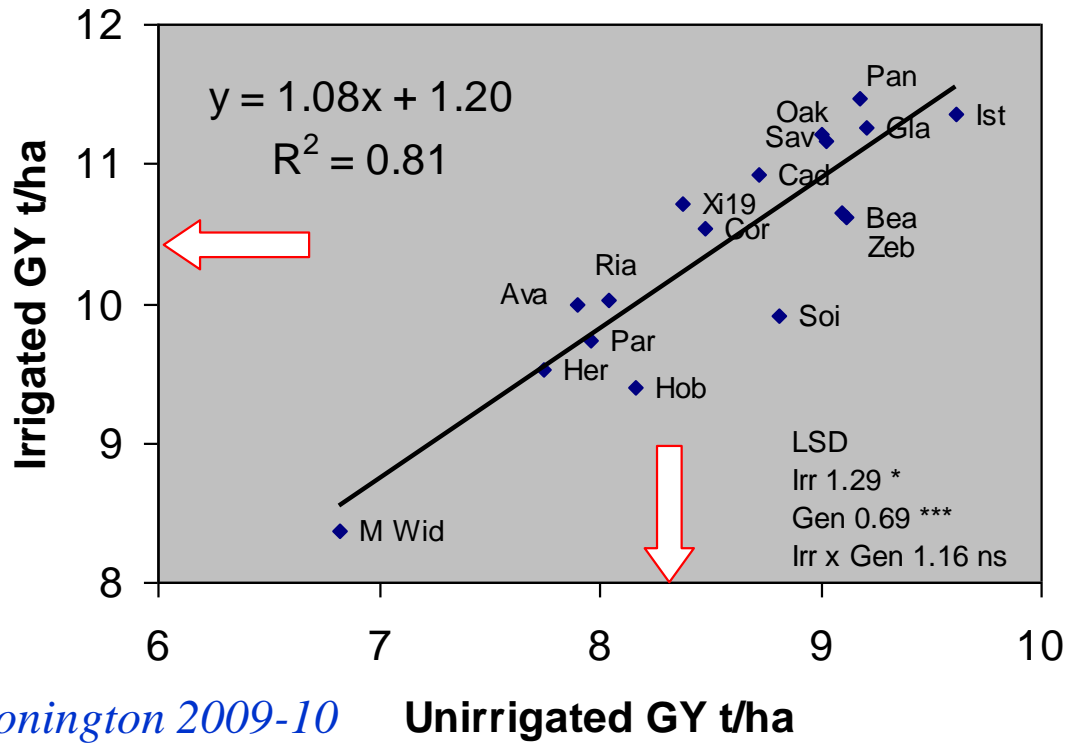
Varieties tested:

---

1. Avalon	10. M. Widgeon
2. Beaver	11. Oakley
3. Cadenza	12. Panorama
4. Capelle Desprez	13. Paragon
5. Cordiale	14. Rialto
6. Glasgow	15. Savannah
7. Hereward	16. Soissons
8. Hobbit	17. Xi19
9. Istabraq	18. Zebedee

---

# Grain yield responses to irrigation



*Sutton Bonington 2009-10*

**Unirrigated GY t/ha**


	Rainfall (mm)	
	2010	LTM 75-09
Jan	33	54.1
Feb	41.6	43.4
Mar	36	45.7
Apr	24	44.4
May	18.2	45.6
Jun	69.2	58.7
Jul	42.6	49.8

**Glasgow Irrigated vs Unirrigated 19 July**



# Measurements

- Combine grain yield, yield components
- DM & partitioning at GS31, GS61, harvest
- % stem WSC at GS61+10d
- Leaf senescence kinetics for L1, L2 and L3.
- Stomatal conductance/photosynthetic rate using Licor (unirrigated)
- Canopy temperature
- Water use ~ gravimetric analysis of soil cores (unirrigated, 18 varieties)
- $^{13}\text{C}$   $\Delta$  grain ~ leaf WUE
- $^{18}\text{O}$   $\Delta$  flag leaf ~ leaf transpiration



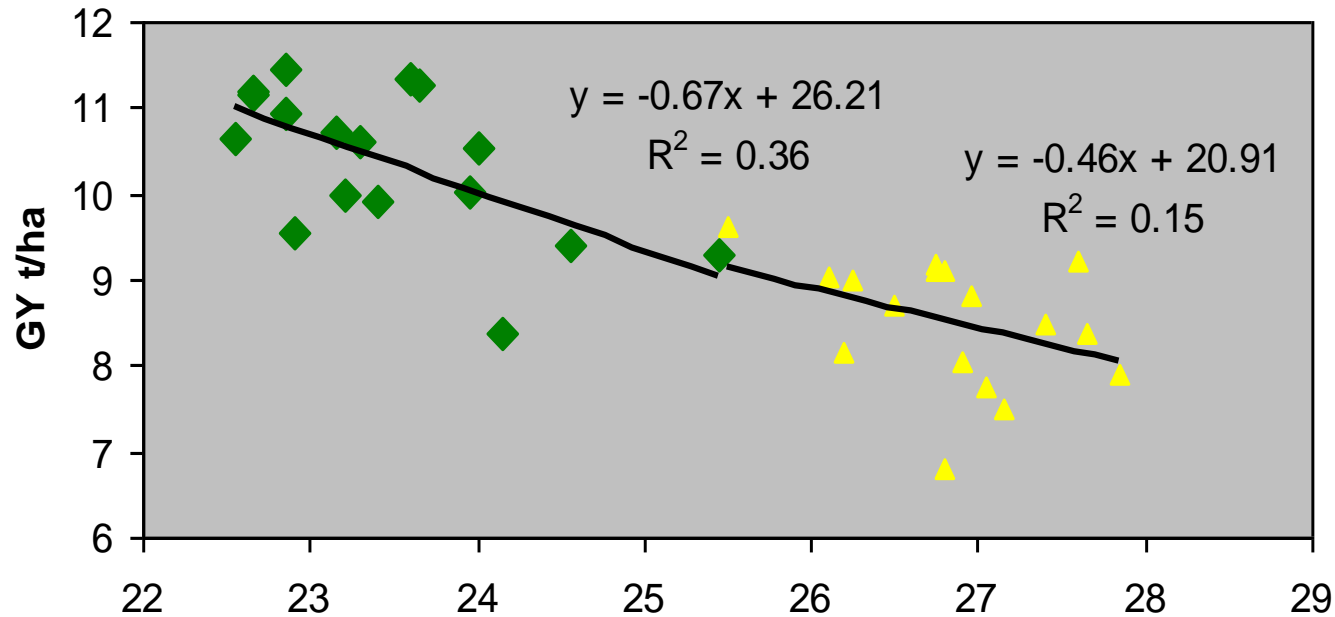
Leaf gas exchange



Canopy temp.



# Canopy Temperature (indicative of access to water) post-anthesis vs grain yield



*Sutton Bonington 2009-10*

**CT °C 9 July**

Panaroma irrigated 9 July



Panaroma unirrigated 9 July



Drought tolerance index:  $(Y_{Dr}/Y_{Irr}) / (\text{mean } Y_{Dr} / \text{mean } Y_{Irr})$

	R <sup>2</sup>	Prob
Canopy T°C vs DTI	0.16	0.11
Anthesis date vs DTI	0.04	0.43
Plant height vs DTI	0.01	0.81



# WGIN 2 (9.2 QTL detection)

## 2010-11 and 2011-12 expts

- Rialto x Savannah DH population for phenotyping for yield physiological traits (94 lines and 2 parents)
- 2 sites: Nottingham - irrigated & unirrigated; JIC - unirrigated
- Extend molecular map as necessary with Dart and SSR
- Target traits
  - $^{13}\text{C}$   $\Delta$  grain
  - senescence kinetics
  - canopy temperature
  - stem WSC



# WGIN 2 (9.3, Develop new DH pop)

- Development of one DH population for UK drought research
- Candidate F1(s) made at JIC (June 2010)
- Cross to maize (Dec 2010)

# Conclusions

- Ability to access water appears to be key driver for productivity under UK drought.
- Grain  $^{13}\text{C}$   $\Delta$  positively correlated with yield under drought. Physiological basis ~ more open stomata during grain filling: deeper rooting?
- Senescence correlated with Drought Tolerance Index. Physiological basis ~ dehydration postponement, deeper roots?
- Work is ongoing to:
  - test traits as components of drought tolerant ideotype:  $^{13}\text{C}$   $\Delta$  grain,  $^{18}\text{O}$   $\Delta$  leaf, canopy  $\text{T}^\circ\text{C}$ , stay-green, stem WSC ...
  - identify opportunities to break linkage between WU and WUE
  - develop high-throughput screens for breeding
  - Understand the genetic basis of traits (QTL detection, association genetics)

# Acknowledgments:

## Nottingham

J. DeSilva

A. Kumar

S. Azam-Ali



## JIC

J. Snape

S. Griffiths

L. Fish



## ADAS

R. Sylvester-Bradley

R. Weightman

